

For our students enrolled in multiple courses, Training Bundles or Technology Certificate Programs, VDCI provides you access to Autodesk software through the Autodesk Education Community. As a nationally accredited vocational institution, VDCI is recognized by Autodesk to be a qualified educational institution and as such has been approved by Autodesk to offer you the benefits of membership in the Autodesk Education Community. This includes access to the software required for your training program. You will have up to one year of free access to the software. This software can only be used for educational purposes.

Free Autodesk software and/or cloud-based services are subject to acceptance of and compliance with the terms and conditions of the [software license agreement or terms of service](#) that accompany such software or cloud-based services. Software and cloud-based services subject to an Educational license **may be used solely for [Educational Purposes](#)**.

Please watch the videos which are included on STEP 2 (below). The following information summarizes the contents of the videos:

PREPARING FOR YOUR DOWNLOAD

POWER & SLEEP SETTINGS

NOTE: THIS IS VERY IMPORTANT: Before you begin your download, hover on top of the Windows Start Button (bottom left corner) – do a right-click with your mouse and select “Power Options.”

Please make sure that your system will NEVER hibernate and will NEVER go to sleep. You’re about to download a multi-gigabyte software program. You do not want to have your machine hibernate or to go to sleep while you’re downloading this file.

Depending on your bandwidth, the download could take from 15 minutes to an hour.

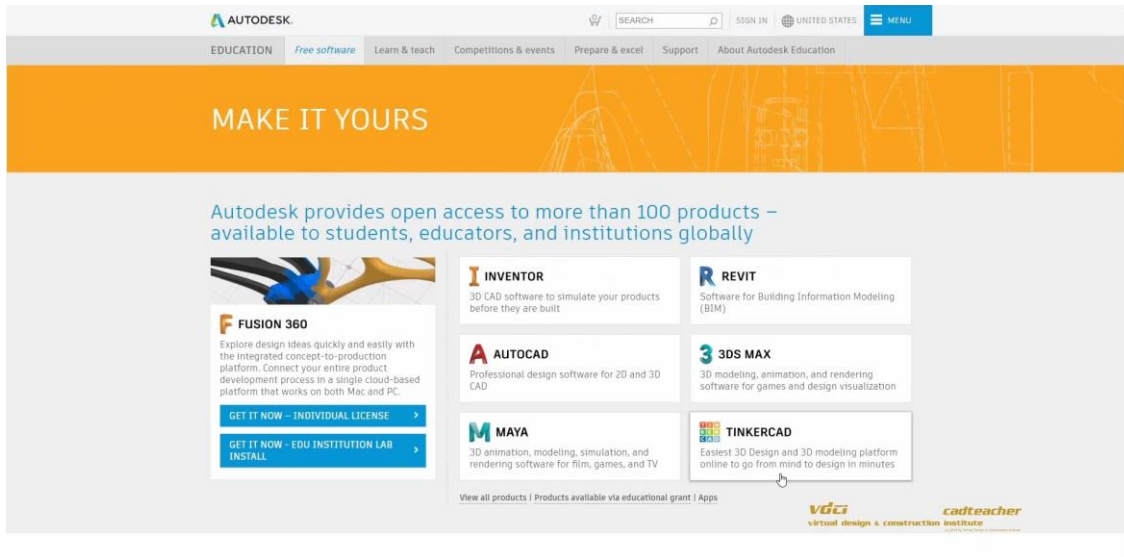
DOWNLOADING YOUR SOFTWARE

The screenshot shows a web browser window titled "CAD 101 - Introduction to AutoCAD". The page content includes a "Resources" section with links for "CAD101 - Syllabus", "CAD101 - File Downloads", and "Access to Autodesk Software". Below this is a section titled "Access to Autodesk Software" with a paragraph explaining VDCI's eligibility for a free student license. A table of instructions follows:

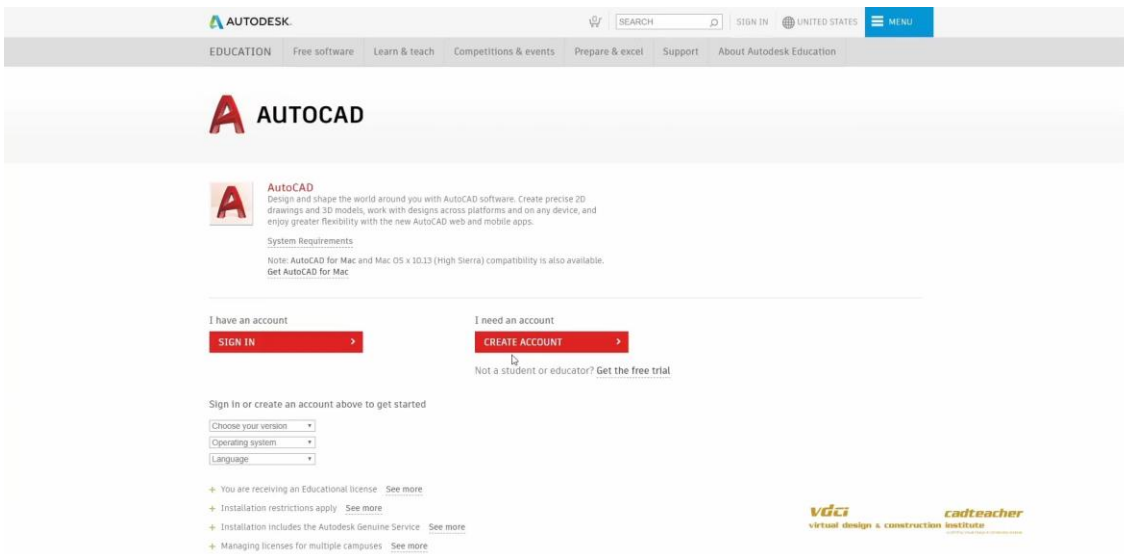
<p>Download Autodesk Software</p> <p>Please visit our website for instructions on how to download the software for this course.</p> <p>Instructions</p>	<p>Computer Hardware Requirements</p> <p>You should check your computer against the standard hardware requirements before installing.</p> <p>Hardware Requirements</p>
<p>Autodesk Software Updates and Service Packs</p> <p>Service packs may need to be installed if the software does not behave how it looks in the videos.</p> <p>Service Packs</p>	<p>AutoCAD Software Configuration</p> <p>This course uses a configured version of the AutoCAD interface. It is highly recommended that you configure the software for the courses and add the template and color table file.</p> <p>Configuration File</p>

The page footer includes the VDCI logo and the text "cadteacher Virtual design & construction institute".

To access the Autodesk Education Community environment, please [click here](#).




Select the software title you would like to download. You might need to “View All Products” to find your desired software.



After that selection, create or to sign into your Autodesk account. Please use your personal email address when you create your account. You will have access to your Autodesk account for your entire career. **Do not use your work email address.** Creating your account doesn't take long.

There is an email verification process and then everything is in order. Please choose Virtual Design & Construction Institute (CA) as your educational institution.

Just one more step 

Tell us about your educational institution and how you plan to use your free software.

Name of educational institution
Virtual Design & Construction Institute (CA)


Area of study

- Architecture, Engineering & Construction
- Media & Entertainment
- Product Design & Manufacturing
- Others

Enrolled from
January

Graduate in
July

NEXT

 AUTODESK

Check your information below is correct and click Verify

All fields must be accurately completed to verify your eligibility to access Autodesk Education benefits. Thank you for helping us provide Autodesk tools for legitimate educational use around the globe.

Email

Wrong email address? [Update address](#)

First name Last name


Country or region of your educational institution Institution type

Name of educational institution Date of birth

VERIFY

Verification services powered by SheerID [SheerID FAQs](#)

Not enrolled or employed at a [Qualified Educational Institution](#)? [View alternate Autodesk software licensing options.](#)



After your Autodesk account has been set up, you are ready to download the software for your classes. There will be a verification process which is performed by Autodesk’s agent, SheerID. Depending on the duration of your studies at VDCI, you will most likely be asked to send them a PDF copy of your VDCI “Letter of Authorization - Autodesk” email.

AUTODESK

Check your information below is correct and click Verify

Something is not quite right
We were unable to verify your eligibility to access Autodesk Education benefits. Please try again or proceed to verify by uploading a copy of documentation issued to you by your educational institution as proof that you are enrolled or employed at a **Qualified Educational Institution**.

Email

Wrong email address? [Update address](#)

First name Last name

Country or region of your educational institution Institution type

Name of educational institution Date of birth

Verification services powered by SheerID [SheerID FAQs](#)
Not enrolled or employed at a [Qualified Educational Institution](#)? [View alternate Autodesk software licensing options](#)

AUTODESK

Additional documentation needed

Please upload a copy of documentation issued to you by your educational institution (e.g. tuition receipt or student ID, employee ID) as proof that you attend, teach or are employed at a **Qualified Educational Institution**

The document must include:

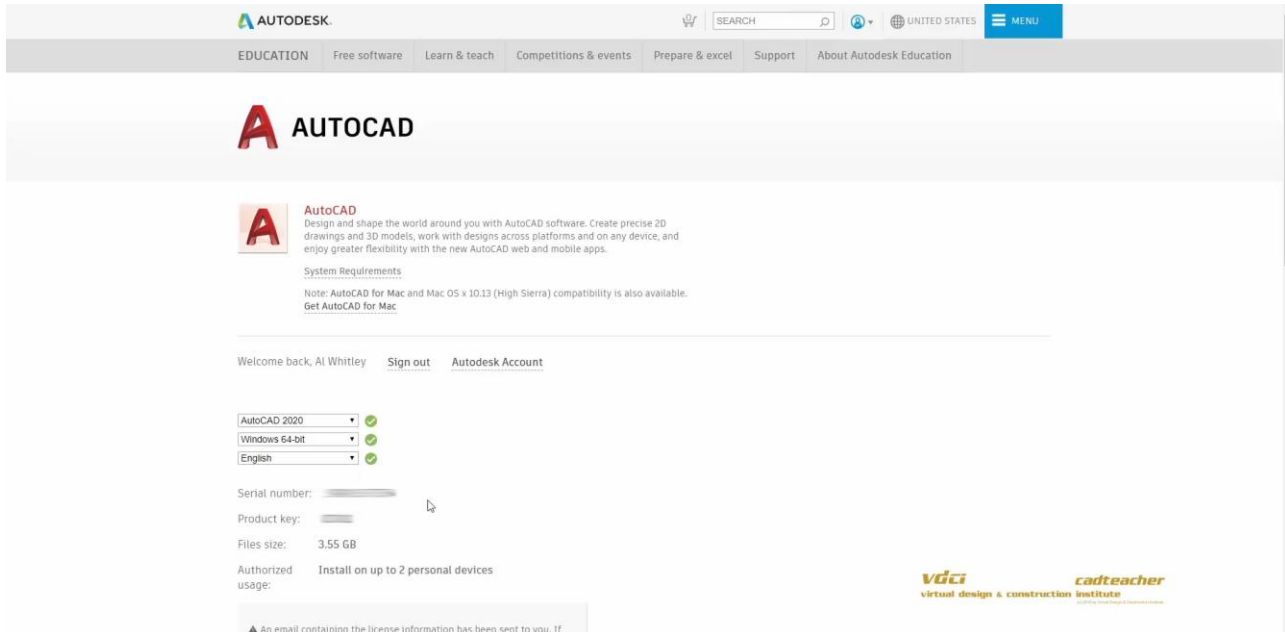
- Your full legal name
- The name of the educational institution at which you are enrolled or employed
- A date within the current school term.

Supported file types: JPEG, PDF, PNG, GIF

NOTE: If your uploaded document is too fuzzy to read, does not show your full and legal name, or shows a name different from the one you used for this Autodesk account, you will not be able to finalize the verification process. Please do not include any confidential information in the document you upload, such as social security numbers or banking details. Please ensure any sensitive information is blacked out before you upload your document.

Verification services powered by SheerID [SheerID FAQs](#)

When you download your software, choose the latest version, typically a 64-bit version of Windows and English as your language.



Please write down your serial number and your product key. Autodesk will also send you an email with that information.

For MAC Users: Autodesk software is optimized for the Windows platform. To use the Autodesk software on a Mac, you need to install Windows on your system using Boot Camp, and to install the Windows version of AutoCAD. Yes, there is a Mac-native version of AutoCAD available, but the user interface is radically different from any other Autodesk software titles and our training programs are based on the Windows platform.

WELCOME

We're very happy that you have joined us at VDCI to learn your Virtual Design and Construction technology software skills.

We know that this Autodesk Education software (which is not to be used for professional purposes) and the skills you will learn will be very helpful to you and to your career.